



DRPE-2CH



DRPE-4C

Features

- Small size, 2CH:10A, 4C:5A switching power.
- Multiple sockets optional.
- With test button and instruction window.
- Green product **RoHS**.

Performance Parameters

Contact parameters

Contact form	2CH, 4C	
Contact material	Ag alloy	
Resistive load	2CH: 10A@240VAC/28VDC	4C: 5A@240VAC/28VDC
Switch power	2CH: 2400VA/280W	4C: 1200VA/140W
Contact resistance (initial)	<50mΩ	
Electrical life (1s on/1s off)	> 1x10 ⁷ (1800 Ops/h)	
Mechanical life (300cycle/min)	> 1x10 ⁷ (1800 Ops/h)	

Coil parameters

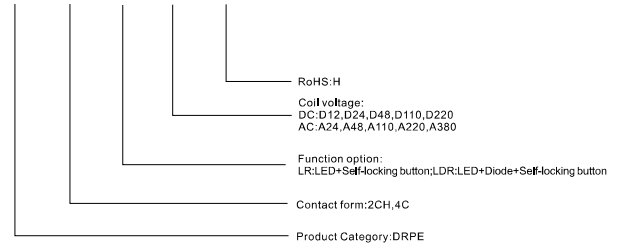
Rated voltage (DC)	DC12V	DC24V	DC48V	DC110V	DC220V
Rated resistance (±10%)	1490	6400	25600	130000	537700
Rated voltage (AC)	AC24V	AC48V	AC110V	AC230V	AC380V
Rated resistance (±10%)	1490	6720	35200	141160	421190
Operate voltage	DC: <75% (Rated voltage) / AC: <90% (Rated voltage)				
Release voltage	DC: ≥ 10% (Rated voltage) / AC: ≥ 30% (Rated voltage)				
Max input voltage	110% (Rated voltage)				
Coil power	0.9W / 1.2VA				
Operate time	<20ms				
Release time	<20ms				

Universal parameters

Insulation resistance	1000MΩ (50VDC)
Dielectric voltage	
Between contacts	1000VAC/1min
Between contacts (different pole)	1500VAC/1min
Between contacts and coil	1500VAC/1min
Shock withstanding	10G (Half sine wave pulse 11ms)
Vibration withstanding	10-45Hz (Double amplitude 1.0mm)
Ambient temperature	-25...+55°C
Ambient humidity	45%~75%RH
Weight	35g
Matching socket	2CH: DPYF08A series DPXF08A series; 4C: DPYF14A series DPXF14A series

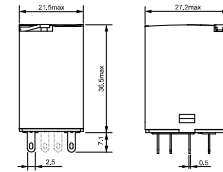
Model Order

DRPE - 2CH -LR - D24 - 07A (H)



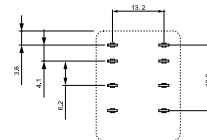
Overall Dimensions

DRPE-2CH/4C

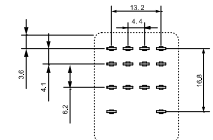


Installation Diagrams, Wiring Diagrams

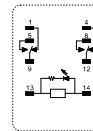
DRPE-2CH



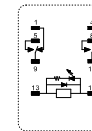
DRPE-4C



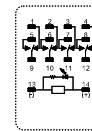
DRPE-2CH-LR



DRPE-2CH-LDR



DRPE-4C-LR



DRPE-4C-LDR

